

(12) INTERNATIONAL APPLICATION PUBLISHED UNDER THE PATENT COOPERATION TREATY (PCT)

(19) World Intellectual Property Organization
International Bureau



(43) International Publication Date
31 May 2001 (31.05.2001)

PCT

(10) International Publication Number
WO 01/38311 A2

(51) International Patent Classification⁷: C07D 239/00

[GB/GB]; Glaxo Wellcome plc, Gunnels Wood Road, Stevenage, Hertfordshire SG1 2NY (GB). PEGG, Neil, Anthony [GB/GB]; Glaxo Wellcome plc, Gunnels Wood Road, Stevenage, Hertfordshire SG1 2NY (GB).

(21) International Application Number: PCT/EP00/11673

(22) International Filing Date:
23 November 2000 (23.11.2000)

(81) Designated States (*national*): AE, AG, AL, AM, AT, AU, AZ, BA, BB, BG, BR, BY, BZ, CA, CH, CN, CR, CU, CZ, DE, DK, DM, DZ, EE, ES, FI, GB, GD, GE, GH, GM, HR, HU, ID, IL, IN, IS, JP, KE, KG, KP, KR, KZ, LC, LK, LR, LS, LT, LU, LV, MA, MD, MG, MK, MN, MW, MX, MZ, NO, NZ, PL, PT, RO, RU, SD, SE, SG, SI, SK, SL, TJ, TM, TR, TT, TZ, UA, UG, US, UZ, VN, YU, ZA, ZW.

(25) Filing Language: English

(26) Publication Language: English

(30) Priority Data:
9927844.2 26 November 1999 (26.11.1999) GB

(84) Designated States (*regional*): ARIPO patent (GH, GM, KE, LS, MW, MZ, SD, SL, SZ, TZ, UG, ZW), Eurasian patent (AM, AZ, BY, KG, KZ, MD, RU, TJ, TM), European patent (AT, BE, CH, CY, DE, DK, ES, FI, FR, GB, GR, IE, IT, LU, MC, NL, PT, SE, TR), OAPI patent (BF, BJ, CF, CG, CI, CM, GA, GN, GW, ML, MR, NE, SN, TD, TG).

(71) Applicant (*for all designated States except US*): GLAXO GROUP LIMITED [GB/GB]; Glaxo Wellcome House, Berkeley Avenue, Greenford, Middlesex UB6 0NN (GB).

(72) Inventors; and

(75) Inventors/Applicants (*for US only*): GREEN, Richard, Howard [GB/GB]; 18 Parkside Drive, Watford WD17 3AT (GB). HARTLEY, Charles, David [GB/GB]; Glaxo Wellcome plc, Gunnels Wood Road, Stevenage, Hertfordshire SG1 2NY (GB). NAYLOR, Alan [GB/GB]; Glaxo Wellcome plc, Gunnels Wood Road, Stevenage, Hertfordshire SG1 2NY (GB). PAYNE, Jeremy, John

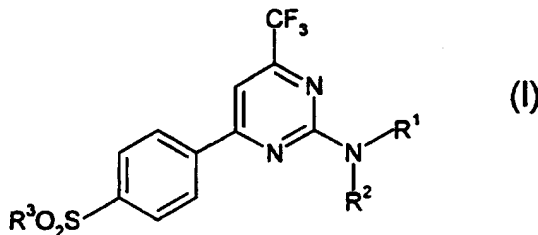
Published:

— Without international search report and to be republished upon receipt of that report.

For two-letter codes and other abbreviations, refer to the "Guidance Notes on Codes and Abbreviations" appearing at the beginning of each regular issue of the PCT Gazette.

(54) Title: PYRIMIDINE DERIVATIVES

WO 01/38311 A2



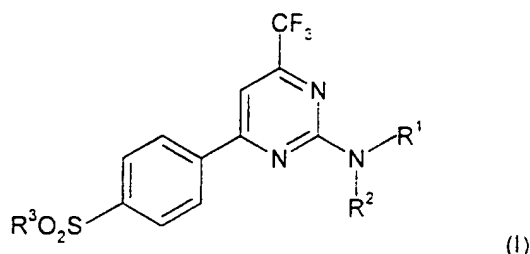
(57) Abstract: The invention provides the compounds of formula (I) and pharmaceutically acceptable derivatives thereof, in which: R¹ and R² are independently selected from H, C₁₋₆alkyl, C₂₋₆alkenyl, C₃₋₆alkynyl, C₃₋₁₀cycloalkyl, C₀₋₆alkyl or C₄₋₁₂bridged cycloalkane; and R³ is C₁₋₆alkyl or NH₂. Compounds of formula (I) are potent and selective inhibitors of COX-2 and are of use in the treatment of the pain, fever, inflammation of a variety of conditions and diseases.

PYRIMIDINE DERIVATIVES

This invention relates to pyrimidine derivatives, to processes for their preparation, to pharmaceutical compositions containing them and to their use in medicine.

5 The enzyme cyclooxygenase (COX) has recently been discovered to exist in two isoforms, COX-1 and COX-2. COX-1 corresponds to the originally identified constitutive enzyme while COX-2 is rapidly and readily inducible by a number of agents including mitogens, endotoxin, hormones, cytokines and growth factors. Prostaglandins generated by the action of COX have both physiological and
10 pathological roles. It is generally believed that COX-1 is largely responsible for the important physiological functions such as maintenance of gastrointestinal integrity and renal blood flow. In contrast the inducible form, COX-2, is believed to be largely responsible for the pathological effects of prostaglandins where rapid induction of the enzyme occurs in response to such agents as
15 inflammatory agents, hormones, growth factors and cytokines. A selective inhibitor of COX-2 would therefore have anti-inflammatory, anti-pyretic and analgesic properties, without the potential side effects associated with inhibition of COX-1. We have now found a novel group of compounds which are both potent and selective inhibitors of COX-2.

20 The invention thus provides the compounds of formula (I)



and pharmaceutically acceptable derivatives thereof, in which:

25 R^1 and R^2 are independently selected from H, C_{1-6} alkyl, C_{2-6} alkenyl, C_{3-6} alkynyl, C_{3-10} cycloalkyl/ C_{0-6} alkyl or C_{4-12} bridged cycloalkane; and R^3 is C_{1-6} alkyl or NH_2 .

By pharmaceutically acceptable derivative is meant any pharmaceutically acceptable salt, solvate, ester or amide, or salt or solvate of such ester or amide.

of the compounds of formula (I), or any other compound which upon administration to the recipient is capable of providing (directly or indirectly) a compound of formula (I) or an active metabolite or residue thereof.

5 It will be appreciated by those skilled in the art that the compounds of formula (I) may be modified to provide pharmaceutically acceptable derivatives thereof at any of the functional groups in the compounds. Of particular interest as such derivatives are compounds modified at the benzenesulphonamide function to provide metabolically labile benzenesulphonamides. Acylated benzenesulphonamide derivatives are of especial interest.

10 It will be appreciated by those skilled in the art that the pharmaceutically acceptable derivatives of the compounds of formula (I) may be derivatised at more than one position.

15 It will be further appreciated by those skilled in the art that benzenesulphonamide derivatives of formula (I) may be useful as intermediates in the preparation of compounds of formula (I), or as pharmaceutically acceptable derivatives of formula (I), or both.

20 It will be appreciated that, for pharmaceutical use, the salts referred to above will be the physiologically acceptable salts, but other salts may find use, for example in the preparation of compounds of formula (I) and the physiologically acceptable salts thereof.

Suitable pharmaceutically acceptable salts include: acid addition salts formed with inorganic or organic acids, preferably inorganic acids, e.g. hydrochlorides, hydrobromides and sulphates; and alkali metal salts, formed from addition of alkali metal bases, such as alkali metal hydroxides, e.g. sodium salts.

25 The term halogen is used to represent fluorine, chlorine, bromine or iodine.

The term 'alkyl' as a group or part of a group means a straight or branched chain alkyl group, for example a methyl, ethyl, n-propyl, i-propyl, n-butyl, s-butyl or t-butyl group.

30 It is to be understood that the present invention encompasses all isomers of the compounds of formula (I) and their pharmaceutically acceptable derivatives,

including all geometric, tautomeric and optical forms, and mixtures thereof (e.g. racemic mixtures).

In one aspect of the invention R^1 is H.

5 In another aspect of the invention R^2 is C_{3-10} cycloalkyl C_{0-6} alkyl, such as C_{3-10} cycloalkyl (e.g. cyclopentyl or cyclohexyl).

In another aspect of the invention R^2 is C_{3-10} cycloalkylmethyl, such as C_{4-6} cycloalkylmethyl (e.g. cyclobutylmethyl).

In another aspect of the invention R^2 is C_{1-6} alkyl, such as straight chain C_{1-6} alkyl (e.g. n-propyl, n-butyl or n-pentyl).

10 In another aspect of the invention R^2 is a branched chain C_{3-6} alkyl, such as s-butyl or t-butyl (e.g. s-butyl).

In another aspect of the invention R^3 is C_{1-6} alkyl, such as C_{1-3} alkyl (e.g. methyl).

It is to be understood that the invention covers all combinations of particular aspects of the invention as described hereinabove.

15 Within the invention there is provided one group of compounds of formula (I) (group A) wherein: R^1 is H; R^2 is C_{3-10} cycloalkyl C_{0-6} alkyl, such as C_{3-10} cycloalkyl (e.g. cyclopentyl or cyclohexyl); and R^3 is C_{1-6} alkyl, such as C_{1-3} alkyl (e.g. methyl).

20 Within the invention there is provided another group of compounds of formula (I) (group B) wherein: R^1 is H; R^2 is C_{1-6} alkyl, such as straight chain C_{1-6} alkyl (e.g. n-propyl, n-butyl or n-pentyl); and R^3 is C_{1-6} alkyl, such as C_{1-3} alkyl (e.g. methyl).

25 Within the invention there is provided another group of compounds of formula (I) (group C) wherein: R^1 is H; R^2 is C_{3-10} cycloalkylmethyl, such as C_{4-6} cycloalkylmethyl (e.g. cyclobutylmethyl); and R^3 is C_{1-6} alkyl, such as C_{1-3} alkyl (e.g. methyl).

Within the invention there is provided another group of compounds of formula (I) (group D) wherein: R^1 is H; R^2 is branched C_{3-6} alkyl, such as s-butyl or t-butyl (e.g. t-butyl); and R^3 is C_{1-6} alkyl, such as C_{1-3} alkyl (e.g. methyl).

Within the invention there is provided another group of compounds of formula (I) (group E) wherein: R¹ and R² are independently selected from H, C₁₋₆alkyl, C₃₋₁₀cycloalkyl, C₀₋₆alkyl or C₄₋₁₂bridged cycloalkane; and R³ is C₁₋₆alkyl or NH₂.

In another aspect the invention provides the following compounds:

- 5 N-cyclopentyl-4-[4-(methylsulfonyl)phenyl]-6-(trifluoromethyl)pyrimidin-2-amine;
N-cyclohexyl-4-[4-(methylsulfonyl)phenyl]-6-(trifluoromethyl)pyrimidin-2-amine;
N-isobutyl-4-[4-(methylsulfonyl)phenyl]-6-(trifluoromethyl)pyrimidin-2-amine;
N-(cyclobutylmethyl)-4-[4-(methylsulfonyl)phenyl]-6-(trifluoromethyl)pyrimidin-2-amine;
10 and pharmaceutically acceptable derivatives thereof.

Compounds of the invention are potent and selective inhibitors of COX-2. This activity is illustrated by their ability to selectively inhibit COX-2 over COX-1.

- 15 In view of their selective COX-2 inhibitory activity, the compounds of the present invention are of interest for use in human and veterinary medicine, particularly in the treatment of the pain (both chronic and acute), fever and inflammation of a variety of conditions and diseases mediated by selective inhibition of COX-2. Such conditions and diseases are well known in the art and include rheumatic fever; symptoms associated with influenza or other viral infections, such as the common cold; lower back and neck pain; headache; toothache; sprains and strains; myositis; sympathetically maintained pain; synovitis; arthritis, including
20 rheumatoid arthritis; degenerative joint diseases, including osteoarthritis; gout and ankylosing spondylitis; tendinitis; bursitis; skin related conditions, such as psoriasis, eczema, burns and dermatitis; injuries, such as sports injuries and those arising from surgical and dental procedures.

- 25 The compounds of the invention are also useful for the treatment of neuropathic pain. Neuropathic pain syndromes can develop following neuronal injury and the resulting pain may persist for months or years, even after the original injury has healed. Neuronal injury may occur in the peripheral nerves, dorsal roots, spinal cord or certain regions in the brain. Neuropathic pain syndromes are
30 traditionally classified according to the disease or event that precipitated them. Neuropathic pain syndromes include: diabetic neuropathy; sciatica; non-specific lower back pain; multiple sclerosis pain; fibromyalgia; HIV-related neuropathy; neuralgia, such as post-herpetic neuralgia and trigeminal neuralgia; and pain resulting from physical trauma, amputation, cancer, toxins or chronic

inflammatory conditions. These conditions are difficult to treat and although several drugs are known to have limited efficacy, complete pain control is rarely achieved. The symptoms of neuropathic pain are incredibly heterogeneous and are often described as spontaneous shooting and lancinating pain, or ongoing, burning pain. In addition, there is pain associated with normally non-painful sensations such as "pins and needles" (paraesthesias and dysesthesias), increased sensitivity to touch (hyperesthesia), painful sensation following innocuous stimulation (dynamic, static or thermal allodynia), increased sensitivity to noxious stimuli (thermal, cold, mechanical hyperalgesia), continuing pain sensation after removal of the stimulation (hyperpathia) or an absence of or deficit in selective sensory pathways (hypoalgesia).

The compounds of the invention are also useful for the treatment of other conditions mediated by selective inhibition of COX-2.

For example, the compounds of the invention inhibit cellular and neoplastic transformation and metastatic tumour growth and hence are useful in the treatment of certain cancerous diseases, such as colonic cancer and prostate cancer. The compounds of the invention are also useful in reducing the number of adenomatous colorectal polyps and thus reduce the risk of developing colon cancer. The compounds of the invention are also useful in the treatment of cancer associated with overexpression of HER-2/neu, in particular breast cancer.

Compounds of the invention also prevent neuronal injury by inhibiting the generation of neuronal free radicals (and hence oxidative stress) and therefore are of use in the treatment of stroke; epilepsy; and epileptic seizures (including grand mal, petit mal, myoclonic epilepsy and partial seizures).

Compounds of the invention also inhibit prostanoid-induced smooth muscle contraction and hence are of use in the treatment of dysmenorrhoea and premature labour.

Compounds of the invention are also useful in the treatment of liver disease, such as inflammatory liver disease, for example chronic viral hepatitis B, chronic viral hepatitis C, alcoholic liver injury, primary biliary cirrhosis, autoimmune hepatitis, nonalcoholic steatohepatitis and liver transplant rejection.

Compounds of the invention inhibit inflammatory processes and therefore are of use in the treatment of asthma, allergic rhinitis and respiratory distress syndrome; gastrointestinal conditions such as inflammatory bowel disease, Crohn's disease, gastritis, irritable bowel syndrome and ulcerative colitis; and the
5 inflammation in such diseases as vascular disease, migraine, periarteritis nodosa, thyroiditis, aplastic anaemia, Hodgkin's disease, sclerodoma, type I diabetes, myasthenia gravis, multiple sclerosis, sarcoidosis, nephrotic syndrome, Bechet's syndrome, polymyositis, gingivitis, conjunctivitis and myocardial ischemia.

10 Compounds of the invention are also useful in the treatment of ophthalmic diseases such as retinitis, retinopathies, uveitis and of acute injury to the eye tissue.

Compounds of the invention are also useful for the treatment of cognitive disorders such as dementia, particularly degenerative dementia (including senile dementia, Alzheimer's disease, Pick's disease, Huntington's chorea, Parkinson's
15 disease and Creutzfeldt-Jakob disease), and vascular dementia (including multi-infarct dementia), as well as dementia associated with intracranial space occupying lesions, trauma, infections and related conditions (including HIV infection), metabolism, toxins, anoxia and vitamin deficiency; and mild cognitive
20 impairment associated with ageing, particularly Age Associated Memory Impairment.

According to a further aspect of the invention, we provide a compound of formula (I) or a pharmaceutically acceptable derivative thereof for use in human or veterinary medicine.

25 According to another aspect of the invention, we provide a compound of formula (I) or a pharmaceutically acceptable derivative thereof for use in the treatment of a condition which is mediated by COX-2.

According to a further aspect of the invention, we provide a method of treating a human or animal subject suffering from a condition which is mediated by COX-2
30 which comprises administering to said subject an effective amount of a compound of formula (I) or a pharmaceutically acceptable derivative.

According to a further aspect of the invention, we provide a method of treating a human or animal subject suffering from an inflammatory disorder, which method comprises administering to said subject an effective amount of a compound of formula (I) or a pharmaceutically acceptable derivative thereof.

- 5 According to another aspect of the invention, we provide the use of a compound of formula (I) or a pharmaceutically acceptable derivative thereof for the manufacture of a therapeutic agent for the treatment of a condition which is mediated by COX-2.

10 According to another aspect of the invention, we provide the use of a compound of formula (I) or a pharmaceutically acceptable derivative thereof for the manufacture of a therapeutic agent for the treatment of an inflammatory disorder.

15 It is to be understood that reference to treatment includes both treatment of established symptoms and prophylactic treatment, unless explicitly stated otherwise.

It will be appreciated that the compounds of the invention may advantageously be used in conjunction with one or more other therapeutic agents. Examples of suitable agents for adjunctive therapy include a 5HT₁ agonist, such as a triptan (e.g. sumatriptan or naratriptan); an adenosine A1 agonist; an EP ligand (e.g. an EP4 antagonist); an NMDA modulator, such as a glycine antagonist; a sodium channel blocker (e.g. lamotrigine); a substance P antagonist (e.g. an NK₁ antagonist); a cannabinoid; acetaminophen or phenacetin; a 5-lipoxygenase inhibitor; a leukotriene receptor antagonist; a DMARD (e.g. methotrexate); gabapentin and related compounds; a tricyclic antidepressant (e.g. amitriptylline); a neurone stabilising antiepileptic drug; a mono-aminergic uptake inhibitor (e.g. venlafaxine); a matrix metalloproteinase inhibitor; a nitric oxide synthase (NOS) inhibitor, such as an iNOS or an nNOS inhibitor; an inhibitor of the release, or action, of tumour necrosis factor α ; an antibody therapy, such as a monoclonal antibody therapy; an antiviral agent, such as a nucleoside inhibitor (e.g. lamivudine) or an immune system modulator (e.g. interferon); an opioid analgesic; a local anaesthetic; a stimulant, including caffeine; an H₂-antagonist (e.g. ranitidine); a proton pump inhibitor (e.g. omeprazole); an antacid (e.g. aluminium or magnesium hydroxide); an antifatulent (e.g. simethicone); a decongestant (e.g. phenylephrine, phenylpropanolamine, pseudoephedrine,

20
25
30

oxymetazoline, epinephrine, naphazoline, xylometazoline, propylhexedrine, or levo-desoxyephedrine); an antitussive (e.g. codeine, hydrocodone, carmiphen, carbetapentane, or dextramethorphan); a diuretic; or a sedating or non-sedating antihistamine. It is to be understood that the present invention covers the use of
5 a compound of formula (I) or a pharmaceutically acceptable derivative thereof in combination with one or more other therapeutic agents.

The compounds of formula (I) and their pharmaceutically acceptable derivatives are conveniently administered in the form of pharmaceutical compositions. Thus, in another aspect of the invention, we provide a pharmaceutical
10 composition comprising a compound of formula (I) or a pharmaceutically acceptable derivative thereof adapted for use in human or veterinary medicine. Such compositions may conveniently be presented for use in conventional manner in admixture with one or more physiologically acceptable carriers or excipients.

The compounds of formula (I) and their pharmaceutically acceptable derivatives may be formulated for administration in any suitable manner. They may, for example, be formulated for topical administration or administration by inhalation or, more preferably, for oral, transdermal or parenteral administration. The
15 pharmaceutical composition may be in a form such that it can effect controlled release of the compounds of formula (I) and their pharmaceutically acceptable
20 derivatives.

For oral administration, the pharmaceutical composition may take the form of, for example, tablets (including sub-lingual tablets), capsules, powders, solutions, syrups or suspensions prepared by conventional means with acceptable
25 excipients.

For transdermal administration, the pharmaceutical composition may be given in the form of a transdermal patch, such as a transdermal iontophoretic patch.

For parenteral administration, the pharmaceutical composition may be given as an injection or a continuous infusion (e.g. intravenously, intravascularly or
30 subcutaneously). The compositions may take such forms as suspensions, solutions or emulsions in oily or aqueous vehicles and may contain formulatory agents such as suspending, stabilising and/or dispersing agents. For

administration by injection these may take the form of a unit dose presentation or as a multidose presentation preferably with an added preservative.

Alternatively for parenteral administration the active ingredient may be in powder form for reconstitution with a suitable vehicle.

5 The compounds of the invention may also be formulated as a depot preparation. Such long acting formulations may be administered by implantation (for example subcutaneously or intramuscularly) or by intramuscular injection. Thus, for example, the compounds of the invention may be formulated with suitable polymeric or hydrophobic materials (for example as an emulsion in an acceptable oil) or ion exchange resins, or as sparingly soluble derivatives, for
10 example, as a sparingly soluble salt.

As stated above, the compounds of the invention may also be used in combination with other therapeutic agents. The invention thus provides, in a further aspect, a combination comprising a compound of formula (I) or a
15 pharmaceutically acceptable derivative thereof together with a further therapeutic agent.

The combinations referred to above may conveniently be presented for use in the form of a pharmaceutical formulation and thus pharmaceutical formulations comprising a combination as defined above together with a pharmaceutically
20 acceptable carrier or excipient comprise a further aspect of the invention. The individual components of such combinations may be administered either sequentially or simultaneously in separate or combined pharmaceutical formulations.

When a compound of formula (I) or a pharmaceutically acceptable derivative thereof is used in combination with a second therapeutic agent active against the
25 same disease state the dose of each compound may differ from that when the compound is used alone. Appropriate doses will be readily appreciated by those skilled in the art.

A proposed daily dosage of a compound of formula (I) for the treatment of man
30 is 0.01mg/kg to 500mg/kg, such as 0.05mg/kg to 100mg/kg, e.g. 0.1mg/kg to 50mg/kg, which may be conveniently administered in 1 to 4 doses. The precise dose employed will depend on the age and condition of the patient and on the

route of administration. Thus, for example, a daily dose of 0.25mg/kg to 10mg/kg may be suitable for systemic administration.

5 Compounds of formula (I) and pharmaceutically acceptable derivatives thereof may be prepared by any method known in the art for the preparation of compounds of analogous structure.

Suitable methods for the preparation of compounds of formula (I) and pharmaceutically acceptable derivatives thereof follow.

10 In Scheme 1, R¹ to R³ are as defined in formula (I) above unless otherwise stated; Hal is a halogen, such as Cl or Br; MTBE is methyl t-butyl ether; and alkyl is a straight or branched chain alkyl group, for example a methyl, ethyl, n-propyl, i-propyl, n-butyl, s-butyl or t-butyl group.

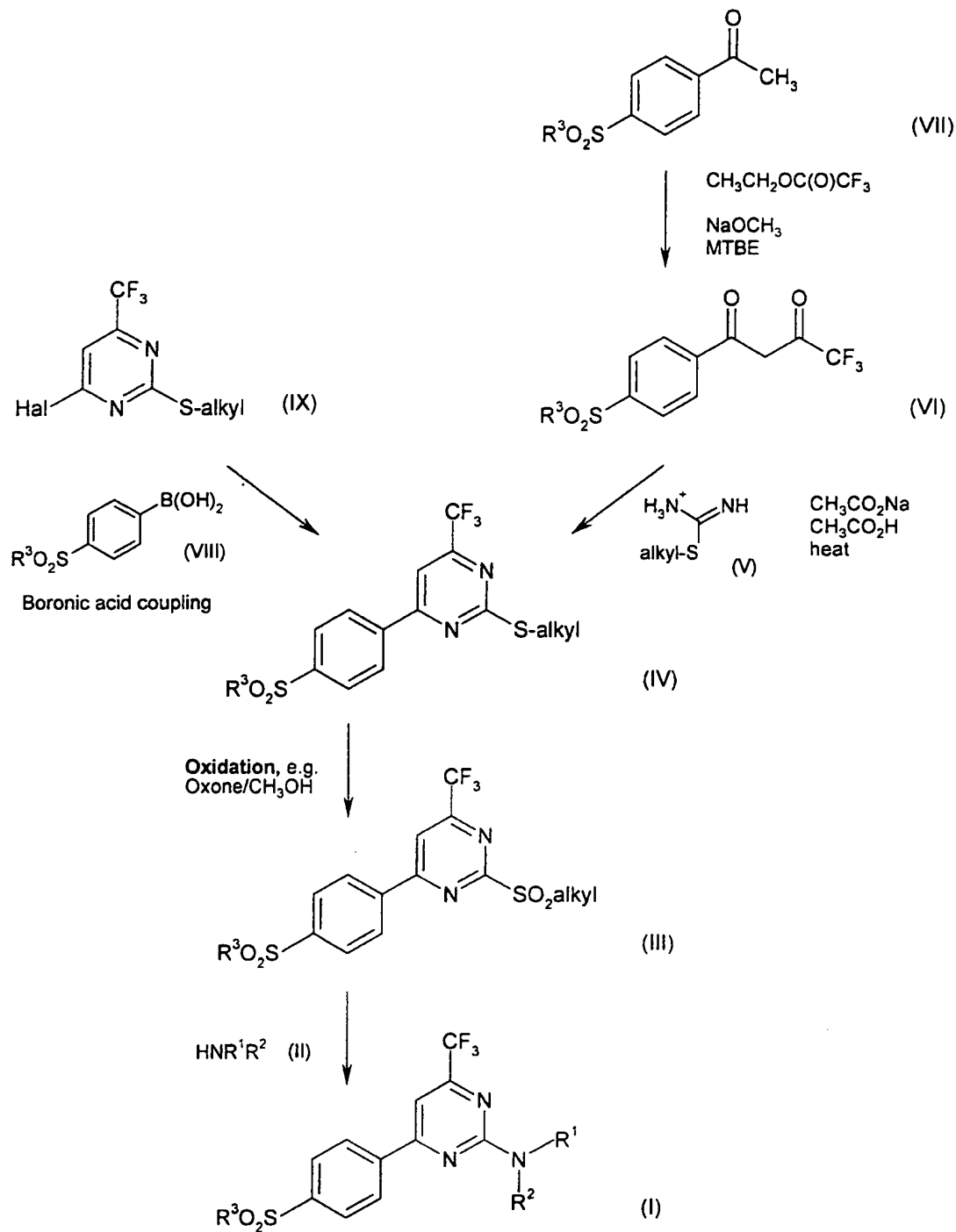
15 Referring to Scheme 1, the treatment of compounds of formula (III) with an amine of formula (II) is conveniently carried out in a solvent, such as nitrile (e.g. methylnitrile) and at elevated temperature (e.g. from about 50°C to reflux). An excess of the amine may be used in place of the solvent.

20 Alternatively, the treatment of compounds of formula (III) with an amine of formula (II) is conveniently carried out in a solvent, such as a tertiary amine (e.g. NMP), and at between ambient and elevated temperature (e.g. ambient temperature). Use of, for example, NMP as solvent has the advantage that after completion of the reaction the desired compound of formula (I) may be precipitated from the reaction mixture by the addition of water, allowing for easier isolation and purification.

25 Conveniently, the boronic acid coupling shown in Scheme 1 is carried out in a solvent, such as an ether (e.g. 1,2-dimethoxyethane); in the presence of a base, such as an inorganic base (e.g. sodium carbonate); and employing a palladium catalyst, such as tetrakis(triphenylphosphine)palladium(0).

30 Conveniently the oxidation shown in Scheme 1 is effected using a monopersulfate compound, such as potassium peroxymonosulfate (known as OxoneTM) and the reaction is carried out in a solvent, such as an aqueous alcohol, (e.g. aqueous methanol), and at between -78°C and ambient temperature.

Scheme 1

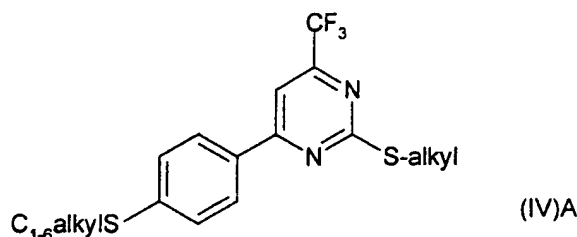


Referring to Scheme 1, the cyclisation of diones of formula (VI) to give the corresponding pyrimidines of formula (IV) is conveniently carried out employing a thionium salt such as a 2-methyl-2-thiopseudourea sulfate and under reflux.

5 It will be appreciated by those skilled in the art that certain of the procedures described in Scheme 1 for the preparation of compounds of formula (I) or intermediates thereto may not be applicable to some of the possible substituents.

10 It will be further appreciated by those skilled in the art that it may be necessary or desirable to carry out the transformations described in Scheme 1 in a different order from that described, or to modify one or more of the transformations, to provide the desired compound of formula (I).

In one variation of Scheme 1, compounds of formula (III) wherein R^3 is C_{1-6} alkyl may be prepared by oxidising a disulphide of formula (IV)A:



15 under oxidation conditions described hereinabove. Disulphides of formula (IV)A may be prepared according to the general procedures of Scheme 1 by employing sulphide derivatives in place of the corresponding alkylsulphonyl compounds of formulae (VII) and (VIII).

20 It will be appreciated by those skilled in the art that compounds of formula (I) may be prepared by interconversion, utilising other compounds of formula (I) as precursors. Suitable interconversions, such as alkylations, are well known to those skilled in the art and are described in many standard organic chemistry texts, such as 'Advanced Organic Chemistry' by Jerry March, fourth edition (Wiley, 1992), incorporated herein by reference. For example, compounds of
25 formula (I) wherein R^1 or R^2 is C_{1-6} alkyl, C_{2-6} alkenyl, C_{3-6} alkynyl, C_{3-10} cycloalkyl, C_{0-6} alkyl or C_{4-12} bridged cycloalkane may be prepared by alkylating the corresponding compound of formula (I) wherein R^1 is H.

Acylation of compounds of formula (I) wherein R^3 is NH_2 to provide corresponding acylated benzenesulphonamide derivatives may be carried out by conventional means, for example by employing conventional acylating agents such as those described in 'Advanced Organic Chemistry', pp 417-424.

5 As will be appreciated by those skilled in the art it may be necessary or desirable at any stage in the synthesis of compounds of formula (I) to protect one or more sensitive groups in the molecule so as to prevent undesirable side reactions. The protecting groups used in the preparation of compounds of formula (I) may be used in conventional manner. See, for example, those described in
10 'Protective Groups in Organic Synthesis' by Theodora W Green and Peter G M Wuts, second edition, (John Wiley and Sons, 1991), incorporated herein by reference, which also describes methods for the removal of such groups.

Amines of formula (II) are either known compounds or may be prepared by literature methods, such as those described in 'Comprehensive Organic
15 Transformations: a guide to functional group preparations' by Richard Larock (VCH, 1989), incorporated herein by reference.

Thioronium salts of formula (V) are either known compounds or may be prepared by literature methods, such as those described in A H Owens *et al*,
Eur J Med Chem, 1988, 23(3), 295-300, incorporated herein by reference

20 Acetophenones of formula (VII) are either known compounds or may be prepared by conventional chemistry.

Boronic acids of formula (VIII) or derivatives thereof are either known compounds or may be prepared by literature methods, such as those described
25 in EPA publication No. 533268; or R Miyaura *et al*, J Org Chem, 1995, 60, 7508-7510; each incorporated herein by reference.

4-Halo-6-trifluoromethylpyrimidines of formula (IX) are either known compounds or may be prepared by literature methods, such as those described in Japanese Patent no. 42014952 (Chem Abs ref CAN 68:105224), incorporated herein by
reference.

30 Certain intermediates described above are novel compounds, and it is to be understood that all novel intermediates herein form further aspects of the

present invention. Compounds of formulae (III) and (IV) are key intermediates and represent a particular aspect of the present invention.

Conveniently, compounds of the invention are isolated following work-up in the form of the free base. Pharmaceutically acceptable acid addition salts of the compounds of the invention may be prepared using conventional means.

Solvates (e.g. hydrates) of a compound of the invention may be formed during the work-up procedure of one of the aforementioned process steps.

The Intermediates and Examples that follow illustrate the invention but do not limit the invention in any way. All temperatures are in °C. Flash column chromatography was carried out using Merck 9385 silica. Solid Phase Extraction (SPE) chromatography was carried out using Varian Mega Bond Elut (Si) cartridges (Anachem) under 15mmHg vacuum with stepped gradient elution. Thin layer chromatography (Tlc) was carried out on silica plates. In addition to those already defined, the following abbreviations are used: Me, methyl; Ac, acyl; DMSO, dimethylsulphoxide; TFA, trifluoroacetic acid; DME, dimethoxyethane; THF, tetrahydrofuran; DCM, dichloromethane; NMP, N- methyl pyrrolidone; and MTBE, methyl t-butyl ether.

Intermediate 1

4,4,4-Trifluoro-1-[4-(methylthio)phenyl]butane-1,3-dione

To a solution of ethyl trifluoroacetate (7.95ml, 1.1eq) in MTBE (125ml) was added dropwise 25% sodium methoxide in methanol (16ml, 1.2eq). 4-Methylthioacetophenone (Aldrich, 10g, 0.06mol) was added portionwise and the mixture stirred at ambient temperature overnight. 2N Hydrochloric acid (40ml) was added cautiously and the organic phase separated. washed with brine and dried (Na₂SO₄) to give an orange solid. The orange solid was recrystallised from hot isopropanol to give the title compound as a yellow crystalline solid (11.25g, 71%).

MH- 261

30

Intermediate 22-(Methylthio)-4-[4-(methylthio)phenyl]-6-(trifluoromethyl) pyrimidine

To a mixture of 4,4,4-trifluoro-1-[4-(methylthio)phenyl]butane-1,3-dione (5g) and 2-methyl-2-thiopseudourea sulfate (5.1g, 0.98eq) in acetic acid (100ml) was added sodium acetate (3g, 2eq) and heated under reflux for 8h. The mixture was concentrated *in vacuo* and water (100ml) added to give a solid, which was isolated by filtration to give the title compound as a yellow solid (5.8g, quantitative).

MH+ 317

10

Intermediate 32-(Methylthio)-4-[4-(methylthio)phenyl]-6-(trifluoromethyl) pyrimidine

A mixture of 4-chloro-2-methylthio-6-(trifluoromethyl)pyrimidine (ButtPark Ltd, 2.86g, 14.55mmol), 4-(methylthio)phenylboronic acid (Aldrich, 2.83g, 1.1eq), tetrakis(triphenyl)phosphine palladium (0) (0.2g) and sodium carbonate (4.04g, 2.6eq) in DME (200ml) and water (100ml) was heated under reflux with stirring under N₂ for 24h. The reaction mixture was concentrated *in vacuo* and the resultant mixture partitioned between ethyl acetate and water. The organic phase was separated, washed with water, dried (Na₂SO₄) and concentrated *in vacuo* to a purple solid. Purification by flash column chromatography with cyclohexane:ethyl acetate as (6:1) as eluant gave the title compound as a yellow crystalline solid (3.86g, 84%).

15

20

MH+ 317

TLC SiO₂ cyclohexane:ethyl acetate (3:1) R_f 0.75 u_{V254}

25

Intermediate 42-(Methylsulfonyl)-4-[4-(methylsulfonyl)phenyl]-6-(trifluoromethyl)pyrimidine

To a solution of 2-(methylthio)-4-[4-(methylthio)phenyl]-6-(trifluoromethyl) pyrimidine (5.78g) in MeOH (500ml) was added a solution of OXONETM (Aldrich, 56.23g, 5eq) in water (200ml). The mixture was stirred at ambient temperature overnight, concentrated *in vacuo* and the residue partitioned between water and ethyl acetate (2 x 100ml). The combined organic phases were dried and concentrated *in vacuo* to an off-white solid which was triturated with hot isopropanol to give the title compound as a white solid (5.6g, 80%).

30

35

MH+ 381

Tlc SiO₂ Ethyl acetate:cyclohexane (1:1) R_f 0.45

Example 1N-cyclopentyl-4-[4-(methylsulfonyl)phenyl]-6-(trifluoromethyl)pyrimidin-2-amine

To a stirred solution of 2-(methylsulfonyl)-4-[4-(methylsulfonyl)phenyl]-6-(trifluoromethyl)pyrimidine (0.50g, 1.31mmol) in MeCN (10ml) was added cyclopentylamine (0.34g) and the resultant solution heated under reflux for 18h. The cooled reaction mixture was concentrated *in vacuo* and the residue partitioned between 2N HCl and ethyl acetate. The organic phase was separated, washed with 2N HCl then water and concentrated *in vacuo* to a yellow oil. This oil was purified by SPE chromatography with cyclohexane:ethyl acetate (3:1) as eluant. Concentration *in vacuo* of the combined fractions containing pure product gave crystals which were isolated by filtration to give the title compound as a white crystalline solid (0.21g, 53%).

MH+ 386

15

Example 2N-cyclohexyl-4-[4-(methylsulfonyl)phenyl]-6-(trifluoromethyl)pyrimidin-2-amine

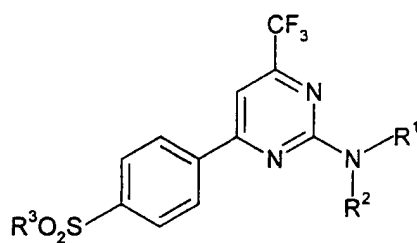
To a stirred solution of 2-(methylsulfonyl)-4-[4-(methylsulfonyl)phenyl]-6-(trifluoromethyl)pyrimidine (0.50g, 1.31mmol) in MeCN (10ml) was added cyclohexylamine (0.50ml) and the resultant solution heated under reflux for 26h. The cooled reaction mixture was concentrated *in vacuo* and the residue partitioned between 2N HCl and ethyl acetate. The organic phase was separated, washed with 2N HCl then water and concentrated *in vacuo* to an off-white solid. This solid was crystallised from 5% AcOH/MeOH and dried *in vacuo* to give the title compound as a white solid (0.27g, 52%).

MH+ 400

Examples 3 to 30

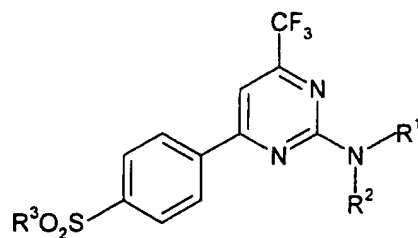
Examples 3 to 30, as shown in Table 1 that follows, were prepared in the manner described for Examples 1 and 2. Where desirable for clarity, the following symbols appear in Table 1:

- 5
- an open bracket, (, is used to mark the bond between the substituent and the nitrogen atom to which it is attached; and
 - an asterisk, * , denotes a chiral centre.

Table 1

Ex	R ²	R ¹	R ³	MS
3	ethyl	H	CH ₃	Ref 1
4	n-propyl	H	CH ₃	MH+ 360
5	n-butyl	H	CH ₃	MH- 373
6	n-pentyl	H	CH ₃	MH+ 388
7	i-propyl	H	CH ₃	MH+ 360
8		H	CH ₃	MH+ 374
9		H	CH ₃	MH+ 374
10		H	CH ₃	MH+ 388
11		H	CH ₃	MH+ 388
12	cyclopropyl	H	CH ₃	MH- 357
13	cyclobutyl	H	CH ₃	MH- 370
14	cyclopentyl	H	CH ₃	MH+ 386

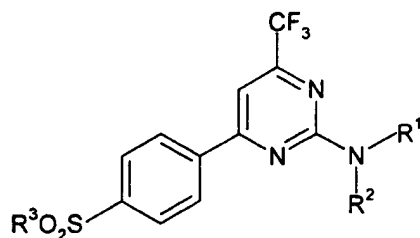
Table 1



(I)

Ex	R ²	R ¹	R ³	MS
15	cyclohexyl	H	CH ₃	MH+ 400
16	cycloheptyl	H	CH ₃	MH+ 414
17	cyclooctyl	H	CH ₃	MH+ 428
18		H	CH ₃	MH+ 400
19		H	CH ₃	MH+ 414
20		H	CH ₃	MH+ 428
21		H	CH ₃	MH+ 412
22		H	CH ₃	MH+ 412
23		H	CH ₃	MH+ 452
24	cyclopentylcyclohexyl	methyl	CH ₃	MH+ 414
25	cyclopentyl	cyclopentyl	CH ₃	MH+ 454
26		methyl	CH ₃	MH+ ?

Table 1



Ex	R ²	R ¹	R ³	MS
27		H	CH ₃	MH+ ?
28		cyclohexyl	CH ₃	MH+ ?
29		ethyl	CH ₃	MH+ ?
30		H	CH ₃	MH+ ?

Ref 1 Tlc SiO₂, cyclohexane/ethyl acetate (2:1), R_f 0.25

Example 8

5 N-isobutyl-4-[4-(methylsulfonyl)phenyl]-6-(trifluoromethyl)pyrimidin-2-amine

As noted in Table 1 above, Example 8 was prepared in the manner described for Examples 1 and 2, that is using MeCN as the solvent and heating the reaction under reflux. The title compound was also prepared using NMP as solvent, as follows:

10

A mixture of 2-(methylsulfonyl)-4-[4-(methylsulfonyl)phenyl]-6-(trifluoromethyl)pyrimidine (1g, 2.629mmol) and isobutylamine(0.52ml) in NMP (10ml) was stirred at ambient temperature for 18h. Water (100ml) was then added and the resulting precipitate was collected by filtration and dried (0.85g).

15

Trituration of this material with ether/cyclohexane gave the title compound as a colourless solid (0.62g).

MH+ 374.

Example 31N-(cyclobutylmethyl)-4-[4-(methylsulfonyl)phenyl]-6-(trifluoromethyl)pyrimidin-2-amine

5 A mixture of 2-(methylsulfonyl)-4-[4-(methylsulfonyl)phenyl]-6-(trifluoromethyl)pyrimidine (0.5g, 1.314mmol) and (cyclobutylmethyl)amine (0.24g) in NMP (5ml) was stirred at ambient temperature for 18h. Water (50ml) was then added, and the resulting precipitate was collected by filtration and dried, giving the title compound as a cream solid (0.434g).

MH+ 384.

10

Example 32 - Tablets

a)	Compound of the invention	5.0mg
	Lactose	95.0mg
	Microcrystalline Cellulose	90.0mg
15	Cross-linked polyvinylpyrrolidone	8.0mg
	Magnesium Stearate	<u>2.0mg</u>
	Compression weight	200.0mg

20 The compound of the invention, microcrystalline cellulose, lactose and cross-linked polyvinylpyrrolidone are sieved through a 500 micron sieve and blended in a suitable mixer. The magnesium stearate is sieved through a 250 micron sieve and blended with the active blend. The blend is compressed into tablets using suitable punches.

b)	Compound of the invention	5.0mg
	Lactose	165.0mg
25	Pregelatinised Starch	20.0mg
	Cross-linked polyvinylpyrrolidone	8.0mg
	Magnesium Stearate	<u>2.0mg</u>
	Compression weight	200.0mg

30 The compound of the invention, lactose and pregelatinised starch are blended together and granulated with water. The wet mass is dried and milled. The magnesium stearate and cross-linked polyvinylpyrrolidone are screened through a 250 micron sieve and blended with the granule. The resultant blend is compressed using suitable tablet punches.

Example 33 - Capsules

	a)	Compound of the invention	5.0mg
		Lactose	193.0mg
		Magnesium Stearate	<u>2.0mg</u>
5		Fill weight	200.0mg

The compound of the invention and pregelatinised starch are screened through a 500 micron mesh sieve, blended together and lubricated with magnesium stearate, (meshed through a 250 micron sieve). The blend is filled into hard gelatine capsules of a suitable size.

10	b)	Compound of the invention	5.0mg
		Lactose	177.0mg
		Polyvinylpyrrolidone	8.0mg
		Cross-linked polyvinylpyrrolidone	8.0mg
		Magnesium Stearate	<u>2.0mg</u>
15		Fill weight	200.0mg

The compound of the invention and lactose are blended together and granulated with a solution of polyvinylpyrrolidone. The wet mass is dried and milled. The magnesium stearate and cross-linked polyvinylpyrrolidone are screened through a 250 micron sieve and blended with the granules. The resultant blend is filled into hard gelatine capsules of a suitable size.

Example 34 - Syrup

	a)	Compound of the invention	5.0mg
		Hydroxypropyl Methylcellulose	45.0mg
25		Propyl Hydroxybenzoate	1.5mg
		Butyl Hydroxybenzoate	0.75mg
		Saccharin Sodium	5.0mg
		Sorbitol Solution	1.0ml
		Suitable Buffers	qs
30		Suitable flavours	qs
		Purified Water to	10.0ml

The hydroxypropyl methylcellulose is dispersed in a portion of hot purified water together with the hydroxybenzoates and the solution is allowed to cool to ambient temperature. The saccharin, sodium flavours and sorbitol solution are added to the bulk solution. The compound of the invention is dissolved in a portion of the remaining water and added to the bulk solution. Suitable buffers may be added to control the pH in the region of maximum stability. The solution is made up to volume, filtered and filled into suitable containers.

Example 35 - Injection Formulation

		% w/v
10	Compound of the invention	1.00
	Water for injections B.P. to	100.00

Sodium chloride may be added to adjust the tonicity of the solution and the pH may be adjusted to that of maximum stability and/or to facilitate solution of the compound of the invention using dilute acid or alkali or by the addition of suitable buffer salts. Solubilisers, such as cosolvents, may also be added to facilitate solution of the compound of the invention. Antioxidants and metal chelating salts may also be included. The solution is clarified, made up to final volume with water and the pH remeasured and adjusted if necessary, to provide 10mg/ml of the compound of formula (I).

The solution may be packaged for injection, for example by filling and sealing in ampoules, vials or syringes. The ampoules, vials or syringes may be aseptically filled (e.g. the solution may be sterilised by filtration and filled into sterile ampoules under aseptic conditions) and/or terminally sterilised (e.g. by heating in an autoclave using one of the acceptable cycles). The solution may be packed under an inert atmosphere of nitrogen.

Preferably the solution is filled into ampoules, sealed by fusion of the glass and terminally sterilised.

Further sterile formulations are prepared in a similar manner containing 0.5, 2.0 and 5% w/v of the compound of the invention, so as to provide respectively 5, 20 and 50mg/ml of the compound of the invention.

Biological Data

Cell Based Assay

Inhibitory activity against human COX-1 and COX-2 was assessed in COS cells which had been stably transfected with cDNA for human COX-1 and human COX-2. 24 Hours prior to experiment, COS cells were transferred from the 175cm² flasks in which they were grown, onto 24-well cell culture plates using the following procedure. The incubation medium (Dulbecco's modified eagles medium (DMEM) supplemented with heat-inactivated foetal calf serum (10%v/v), penicillin (100 IU/ml), streptomycin (100µg/ml) and geneticin (600µg/ml)) was removed from a flask of confluent cells (1 flask at confluency contains approximately 1x10⁷ cells). 5ml of phosphate buffered saline (PBS) was added to the flask to wash the cells. Having discarded the PBS, cells were then incubated with 5ml trypsin for 5 minutes in an incubator (37°). The flask was then removed from the incubator and 5ml of fresh incubation medium was added. The contents of the flask was transferred to a 250ml sterile container and the volume of incubation medium subsequently made up to 100ml. 1ml cell suspension was pipetted into each well of 4x24-well cell culture plates. The plates were then placed in an incubator (37°C, 95% air/5% CO₂) overnight. If more than 1 flask of cells were required, the cells from the individual flasks were combined before being dispensed into the 24-well plates.

Following the overnight incubation, the incubation medium was completely removed from the 24-well cell culture plates and replaced with 250µl fresh DMEM (37°C). The test compounds were made up to 250x the required test concentration in DMSO and were added to the wells in a volume of 1µl. Plates were then mixed gently by swirling and then placed in an incubator for 1 hour (37°C, 95% air/5% CO₂). Following the incubation period, 10µl of arachidonic acid (750µM) was added to each well to give a final arachidonic acid concentration of 30µM. Plates were then incubated for a further 10 minutes, after which the incubation medium was removed from each well of the plates and stored at -20°C, prior to determination of prostaglandin E₂ (PGE₂) levels using enzyme immunoassay. The inhibitory potency of the test compound was expressed as an IC₅₀ value, which is defined as the concentration of the compound required to inhibit the PGE₂ release from the cells by 50%. The selectivity ratio of inhibition of COX-1 versus COX-2 was calculated by comparing respective IC₅₀ values.

The following IC₅₀ values for inhibition of COX-2 and COX-1 were obtained from the cell based assay for compounds of the invention:

Example No.	COX-2: IC ₅₀ (nM)	COX-1: IC ₅₀ (nM)
1	0.1	>24,550
2	0.5	>58,400
8	2	>66,000

Mirosomal Assay

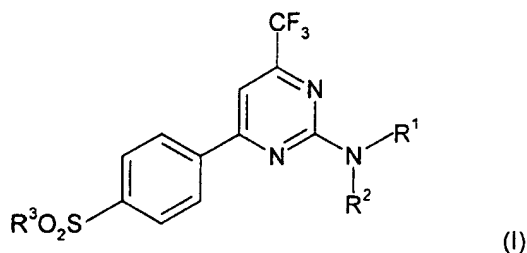
Inhibitory activity against microsomal h-COX2 was assessed against a
 5 microsomal preparation from baculovirus infected SF9 cells. An aliquot of
 microsomal preparation was thawed slowly on ice and a 1/40,000 dilution
 prepared from it into the assay buffer (sterile water, degassed with argon
 containing 100mM HEPES (pH 7.4), 10mM EDTA (pH7.4), 1mM phenol, 1mM
 10 reduced glutathione, 20mg/ml gelatin and 0.001mM Hematin). Once diluted the
 enzyme solution was then sonicated for 5 seconds (Branson sonicator, setting 4,
 1cm tip) to ensure a homogeneous suspension. 155µl enzyme solution was
 then added to each well of a 96-well microtitre plate containing either 5µl test
 compound (40x required test concentration) or 5µl DMSO for controls. Plates
 were then mixed and incubated at room temperature for 1 hour. Following the
 15 incubation period, 40µl of 0.5µM arachidonic acid was added to each well to give
 a final concentration of 0.1µM. Plates were then mixed and incubated for
 exactly 10 minutes (room temperature) prior to addition of 25µl 1M HCl
 (hydrochloric acid) to each well to stop the reaction. 25µl of 1M NaOH (sodium
 20 hydroxide) was then added to each well to neutralise the solution prior to
 determination of PGE₂ levels by enzyme immunoassay (EIA).

The following IC₅₀ values for inhibition of COX-2 and COX-1 were obtained from the microsomal assay for compounds of the invention:

Example No.	COX-2: IC ₅₀ (nM)	COX-1: IC ₅₀ (nM)
8	12	>100,000
31	<1	>100,000

CLAIMS

1. Compounds of formula (I)



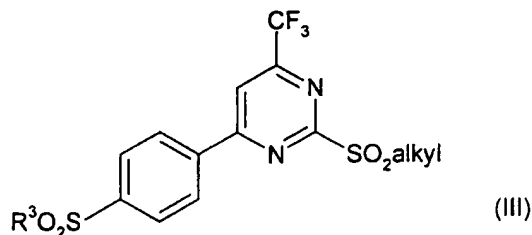
- 5 and pharmaceutically acceptable derivatives thereof, in which:

R^1 and R^2 are independently selected from H, C_{1-6} alkyl, C_{2-6} alkenyl, C_{3-6} alkynyl, C_{3-10} cycloalkyl C_{0-6} alkyl or C_{4-12} bridged cycloalkane; and R^3 is C_{1-6} alkyl or NH_2 .

2. Compounds as claimed in claim 1 wherein R^1 is H.
- 10 3. Compounds as claimed in claim 1 or 2 wherein R^2 is C_{1-6} alkyl or C_{3-10} cycloalkyl C_{0-6} alkyl.
4. Compounds as claimed in any of claims 1 to 3 wherein R^3 is C_{1-6} alkyl.
5. Compounds as claimed in any of claims 1 to 4 wherein R^1 is H; R^2 is C_{1-6} alkyl or C_{3-10} cycloalkyl C_{0-6} alkyl; and R^3 is C_{1-6} alkyl.
- 15 6. Compounds as claimed in any of claims 1 to 5 wherein R^1 is H; R^2 is C_{3-10} cycloalkylmethyl or branched chain C_{3-6} alkyl; and R^3 is C_{1-6} alkyl.
7. N-cyclopentyl-4-[4-(methylsulfonyl)phenyl]-6-(trifluoromethyl)pyrimidin-2-amine;
N-cyclohexyl-4-[4-(methylsulfonyl)phenyl]-6-(trifluoromethyl)pyrimidin-2-amine;
20 N-isobutyl-4-[4-(methylsulfonyl)phenyl]-6-(trifluoromethyl)pyrimidin-2-amine;
N-(cyclobutylmethyl)-4-[4-(methylsulfonyl)phenyl]-6-(trifluoromethyl)pyrimidin-2-amine;
- 25 and pharmaceutically acceptable derivatives thereof.

8. A process for the preparation of compounds of formula (I) and pharmaceutically acceptable derivatives thereof as defined in any one of claims 1 to 7, which comprises:

5 (A), reacting an amine HNR^1R^2 of formula (II) or a protected derivative thereof with a compound of formula (III)



or a protected derivative thereof; or

(B), interconversion of a compound of formula (I) into another compound of formula (I); or

10 (C), deprotecting a protected derivative of compound of formula (I); and

optionally converting compounds of formula (I) prepared by any one of processes (A) to (C) into pharmaceutically acceptable derivatives thereof.

9. A pharmaceutical composition comprising a compound of formula (I) or a pharmaceutically acceptable derivative thereof as defined in any one of claims 1 to 7 in admixture with one or more physiologically acceptable carriers or excipients.

10. A compound of formula (I) or a pharmaceutically acceptable derivative thereof as defined in any one of claims 1 to 7 for use in human or veterinary medicine.

20 11. A compound of formula (I) or a pharmaceutically acceptable derivative thereof as defined in any one of claims 1 to 7 for use in the treatment of a condition which is mediated by COX-2.

12. A method of treating a human or animal subject suffering from a condition which is mediated by COX-2 which comprises administering to said subject

an effective amount of a compound of formula (I) or a pharmaceutically acceptable derivative as defined in any one of claims 1 to 7.

- 5 13. A method of treating a human or animal subject suffering from an inflammatory disorder, which method comprises administering to said subject an effective amount of a compound of formula (I) or a pharmaceutically acceptable derivative thereof as defined in any one of claims 1 to 7.
- 10 14. The use of a compound of formula (I) or a pharmaceutically acceptable derivative thereof as defined in any one of claims 1 to 7 for the manufacture of a therapeutic agent for the treatment of a condition which is mediated by COX-2.
15. The use of a compound of formula (I) or a pharmaceutically acceptable derivative thereof as defined in any one of claims 1 to 7 for the manufacture of a therapeutic agent for the treatment of an inflammatory disorder.

(12) INTERNATIONAL APPLICATION PUBLISHED UNDER THE PATENT COOPERATION TREATY (PCT)

(19) World Intellectual Property Organization
International Bureau



(43) International Publication Date
31 May 2001 (31.05.2001)

PCT

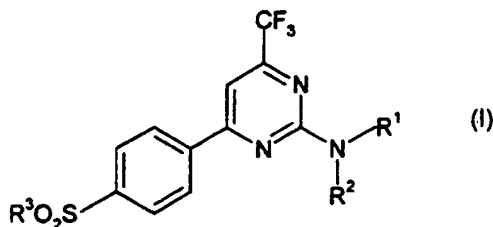
(10) International Publication Number
WO 01/38311 A3

- (51) International Patent Classification⁷: C07D 239/42, Anthony [GB/GB]; Glaxo Wellcome plc, Gunnels Wood Road, Stevenage, Hertfordshire SG1 2NY (GB).
A61K 31/505, A61P 29/00
- (21) International Application Number: PCT/EP00/11673 (74) Agents: ROBERTS, David et al.; GlaxoSmithKline plc, Corporate Intellectual Property, Two New Horizons Court, Brentford, Middlesex TW8 9EP (GB).
- (22) International Filing Date: 23 November 2000 (23.11.2000) (81) Designated States (*national*): AE, AG, AL, AM, AT, AU, AZ, BA, BB, BG, BR, BY, BZ, CA, CH, CN, CR, CU, CZ, DE, DK, DM, DZ, EE, ES, FI, GB, GD, GE, GH, GM, HR, HU, ID, IL, IN, IS, JP, KE, KG, KP, KR, KZ, LC, LK, LR, LS, LT, LU, LV, MA, MD, MG, MK, MN, MW, MX, MZ, NO, NZ, PL, PT, RO, RU, SD, SE, SG, SI, SK, SL, TJ, TM, TR, TT, TZ, UA, UG, US, UZ, VN, YU, ZA, ZW.
- (25) Filing Language: English (84) Designated States (*regional*): ARIPO patent (GH, GM, KE, LS, MW, MZ, SD, SL, SZ, TZ, UG, ZW), Eurasian patent (AM, AZ, BY, KG, KZ, MD, RU, TJ, TM), European patent (AT, BE, CH, CY, DE, DK, ES, FI, FR, GB, GR, IE, IT, LU, MC, NL, PT, SE, TR), OAPI patent (BF, BJ, CF, CG, CI, CM, GA, GN, GW, ML, MR, NE, SN, TD, TG).
- (26) Publication Language: English
- (30) Priority Data: 9927844.2 26 November 1999 (26.11.1999) GB (71) Applicant (*for all designated States except US*): GLAXO GROUP LIMITED [GB/GB]; Glaxo Wellcome House, Berkeley Avenue, Greenford, Middlesex UB6 0NN (GB).
- (72) Inventors; and (75) Inventors/Applicants (*for US only*): GREEN, Richard, Howard [GB/GB]; 18 Parkside Drive, Watford WD17 3AT (GB). HARTLEY, Charles, David [GB/GB]; Glaxo Wellcome plc, Gunnels Wood Road, Stevenage, Hertfordshire SG1 2NY (GB). NAYLOR, Alan [GB/GB]; Glaxo Wellcome plc, Gunnels Wood Road, Stevenage, Hertfordshire SG1 2NY (GB). PAYNE, Jeremy, John [GB/GB]; Glaxo Wellcome plc, Gunnels Wood Road, Stevenage, Hertfordshire SG1 2NY (GB). PEGG, Neil, Published: — with international search report (88) Date of publication of the international search report: 1 November 2001

For two-letter codes and other abbreviations, refer to the "Guidance Notes on Codes and Abbreviations" appearing at the beginning of each regular issue of the PCT Gazette.

WO 01/38311 A3

(54) Title: PYRIMIDINE DERIVATIVES AS SELECTIVE INHIBITORS OF COX-2



(57) Abstract: The invention provides the compounds of formula (I) and pharmaceutically acceptable derivatives thereof, in which: R¹ and R² are independently selected from H, C₁₋₆alkyl, C₂₋₆alkenyl, C₃₋₆alkynyl, C₃₋₁₀cycloalkyl, C₀₋₆alkyl or C₄₋₁₂bridged cycloalkane; and R³ is C₁₋₆alkyl or NH₂. Compounds of formula (I) are potent and selective inhibitors of COX-2 and are of use in the treatment of the pain, fever, inflammation of a variety of conditions and diseases.

INTERNATIONAL SEARCH REPORT

International Application No
PCT/EP 00/11673

A. CLASSIFICATION OF SUBJECT MATTER
IPC 7 C07D239/42 A61K31/505 A61P29/00

According to International Patent Classification (IPC) or to both national classification and IPC

B. FIELDS SEARCHED

Minimum documentation searched (classification system followed by classification symbols)
IPC 7 C07D

Documentation searched other than minimum documentation to the extent that such documents are included in the fields searched

Electronic data base consulted during the international search (name of data base and, where practical, search terms used)

EPO-Internal, WPI Data, PAJ, CHEM ABS Data

C. DOCUMENTS CONSIDERED TO BE RELEVANT

Category *	Citation of document, with indication, where appropriate, of the relevant passages	Relevant to claim No.
A	WO 98 24782 A (AMGEN INC ;MANTLO NATHAN B (US); SPOHR ULRIKE D (US); MALONE MICHA) 11 June 1998 (1998-06-11) claims 1,29	1-15
A	WO 98 03484 A (GAUTHIER JACQUES YVES ;MERCK FROSST CANADA INC (CA); DUBE DANIEL) 29 January 1998 (1998-01-29) claims 12,15,18,19	1-15

Further documents are listed in the continuation of box C.

Patent family members are listed in annex.

* Special categories of cited documents :

- *A* document defining the general state of the art which is not considered to be of particular relevance
- *E* earlier document but published on or after the international filing date
- *L* document which may throw doubts on priority claim(s) or which is cited to establish the publication date of another citation or other special reason (as specified)
- *O* document referring to an oral disclosure, use, exhibition or other means
- *P* document published prior to the international filing date but later than the priority date claimed

- *T* later document published after the international filing date or priority date and not in conflict with the application but cited to understand the principle or theory underlying the invention
- *X* document of particular relevance; the claimed invention cannot be considered novel or cannot be considered to involve an inventive step when the document is taken alone
- *Y* document of particular relevance; the claimed invention cannot be considered to involve an inventive step when the document is combined with one or more other such documents, such combination being obvious to a person skilled in the art.
- *8* document member of the same patent family

Date of the actual completion of the international search

7 May 2001

Date of mailing of the international search report

1.6.05.01

Name and mailing address of the ISA

European Patent Office, P.B. 5818 Patentlaan 2
NL - 2280 HV Rijswijk
Tel. (+31-70) 340-2040, Tx. 31 651 epo nl.
Fax: (+31-70) 340-3018

Authorized officer

Seymour, L

INTERNATIONAL SEARCH REPORT

International application No.
PCT/EP 00/11673

Box I Observations where certain claims were found unsearchable (Continuation of item 1 of first sheet)

This International Search Report has not been established in respect of certain claims under Article 17(2)(a) for the following reasons:

1. Claims Nos.:
because they relate to subject matter not required to be searched by this Authority, namely:
Although claims 12 and 13 are directed to a method of treatment of the human/animal body, the search has been carried out and based on the alleged effects of the compound/composition.
2. Claims Nos.:
because they relate to parts of the International Application that do not comply with the prescribed requirements to such an extent that no meaningful International Search can be carried out, specifically:
3. Claims Nos.:
because they are dependent claims and are not drafted in accordance with the second and third sentences of Rule 6.4(a).

Box II Observations where unity of invention is lacking (Continuation of item 2 of first sheet)

This International Searching Authority found multiple inventions in this international application, as follows:

1. As all required additional search fees were timely paid by the applicant, this International Search Report covers all searchable claims.
2. As all searchable claims could be searched without effort justifying an additional fee, this Authority did not invite payment of any additional fee.
3. As only some of the required additional search fees were timely paid by the applicant, this International Search Report covers only those claims for which fees were paid, specifically claims Nos.:
4. No required additional search fees were timely paid by the applicant. Consequently, this International Search Report is restricted to the invention first mentioned in the claims; it is covered by claims Nos.:

Remark on Protest

- The additional search fees were accompanied by the applicant's protest.
 No protest accompanied the payment of additional search fees.

INTERNATIONAL SEARCH REPORT

International Application No
PCT/EP 00/11673

Patent document cited in search report	Publication date	Patent family member(s)	Publication date
WO 9824782 A	11-06-1998	AU 5525498 A	29-06-1998
		AU 6012098 A	29-06-1998
		BG 103512 A	31-07-2000
		BG 103521 A	31-07-2000
		BR 9713850 A	29-02-2000
		BR 9713863 A	14-03-2000
		CN 1246857 A	08-03-2000
		CN 1246858 A	08-03-2000
		CZ 9902015 A	17-11-1999
		CZ 9902016 A	17-11-1999
		EP 0948496 A	13-10-1999
		EP 0948497 A	13-10-1999
		WO 9824780 A	11-06-1998
		WO 9803484 A	29-01-1998
AU 3331997 A	10-02-1998		
BG 103179 A	30-11-1999		
CA 2260016 A	29-01-1998		
CZ 9900130 A	16-06-1999		
EP 0912518 A	06-05-1999		
HR 970389 A	30-06-1998		
JP 11514008 T	30-11-1999		
NO 990191 A	16-03-1999		
PL 330995 A	21-06-1999		
SK 3699 A	10-12-1999		
TR 9900046 T	21-04-1999		
BR 9710372 A	17-08-1999		
HU 9903974 A	28-03-2000		
US 6001843 A	14-12-1999		
US 6071936 A	06-06-2000		
US 5861419 A	19-01-1999		